



Have a nice stay!

# TOKYO

## Handy Guide



# Ota

— 大田 —

The Tokyo International Airport is a gateway of airlines located in this area. In contrast to this modern airport, the area is dotted with a number of attractive spots embracing old culture, history and nature.

## Tokyo Tourist Information Center, Haneda Airport Branch



1 : Tourist spot recommended by the municipal government : Tourist spot (p49-56)

## Ikegami Honmonji Temple

池上本門寺 **C-1**

This is the temple where Nichiren, a priest in the Kamakura era, entered Nirvana. There are spectacular buildings in the large precincts of the temple such as the Great Hall and the Five-story Pagoda. On October 11 through 13 every year, the memorial services are held to the illustrious memory of Priest Nichiren. In particular, Mandoh-Neri-Kuyoh is a lantern parade with a crowd of 300,000 people held in the evening of October 12.

- 12-min. walk from Nishi-Magome Sta. on Toei Asakusa Line/10-min. walk from Ikegami Sta. on Tokyu-Ikegami Line
- The precincts are open for 24 hours. (Prayer ceremony at the Great Hall:10:00-15:00)
- Open 365 days 03-3752-2331 <http://honmonji.jp>



## Omori Nori Museum

大森 海苔のふるさと館 **C-2**

It offers an exhibition of traditional industries and sea laver production. Visitors can enjoy experimental activities of laver production. There is also a beach park where you can enjoy playing in the sea water, fishing, strolling and the like. It is the first city-run beach park with a historical miniature of Omori Beach.

- 15-min. walk from Heiwajima Sta. and 12-min. walk from Omori Sta. on Keihin Kyuko Line, 3-min. walk from Heiwajima 5-Chome Bus Stop on Heiwajima shuttle bus starting from JR Omori Sta., 4-min. walk from the bus terminal bound for Omori 5-Chome starting from JR Omori Sta. and JR Kamata Sta.
- 9:00-17:00 (9:00-19:00 in June to August)
- Closed on the 3rd Monday every month (following day when it falls on a national holiday) and New Year holidays (December 29-January 3) Free of charge 03-5471-0333 (Omori Nori Museum) <http://norinoyakata.web.fc2.com/>



## Magome Bunshi Mura

馬込文士村 **B-1**

In Magome, a number of novelists and artists such as Kawabata Yasunari, Uno Chiyō, Kitahara Hakushū and so forth lived in the late Taisho era and the early Showa era. The city has set up a "walking course" around Magome and Sannoh for visiting the memorial places of writers and artists.

- Sanno-guchi exit of JR Omori Sta. and Nishi-magome Sta. on Toei Asakusa Line (A01)
- Open 365 days
- 03-3777-1070 (Folk Museum of Ota City) <http://www.city.ota.tokyo.jp/shisetsu/rekishi/magome/magomebunshimura.html/>



## Folk Museum of Ota City

大田区立郷土博物館 **B-1**

There is an exhibition of historical materials covering the history of laver production, which was a local industry, Magome Bunshi Mura, and other historical remains. The museum also holds various other events and exhibitions as well. It also offers hands-on activities and workshops for learning the history, culture and industries of Ota City. (Prior applications are required.)

- Take a Tokyu bus for Ebara Sta. Entrance and get off at Manpukuji-mae Stop plus 2-min. walk, 7-min. walk from Nishi-magome Sta. (A01) on Toei Asakusa Line
- 9:00-17:00
- Mondays (open in the case of a national holiday), Year-end and beginning of the year (December 29-January 3)
- Free of charge 03-3777-1070 <http://www.city.ota.tokyo.jp/seikatsu/manabu/hakubutsukan/>



## Tokyo International Airport (Haneda)

羽田空港 **D-4**

The airport is a gateway of airlines to Tokyo and its terminal buildings are known as "Big Bird". There are three terminal buildings, terminals 1 and 2 for domestic use, and the New International Terminal. Among the many facilities are an observation platform, souvenir shops and restaurants.

- Direct connections from Tokyo monorail Haneda Airport Terminal 1 Sta., Haneda Airport Terminal 2 Sta., Keikyu Airport Line Haneda Airport Domestic Terminal Sta., and Haneda Airport International Terminal Sta.
- 24 hours (domestic terminal from 5:00 to 25:00) Open 365 days
- 03-5757-8111 (Haneda Airport Domestic Terminal General Information) 03-6428-0888 (Haneda Airport International Terminal General Information) <http://www.tokyo-airport-bldg.co.jp/>



## Tokyo Tourist Information Center, Haneda Airport Branch

東京観光情報センター 羽田空港支所 **D-3**

It is located at the International Terminal, 2nd floor, and offers sightseeing information of Tokyo to visitors from overseas and other parts of Japan. Leaflets are available for covering sightseeing, traffic accesses, hotel accommodations and the like.

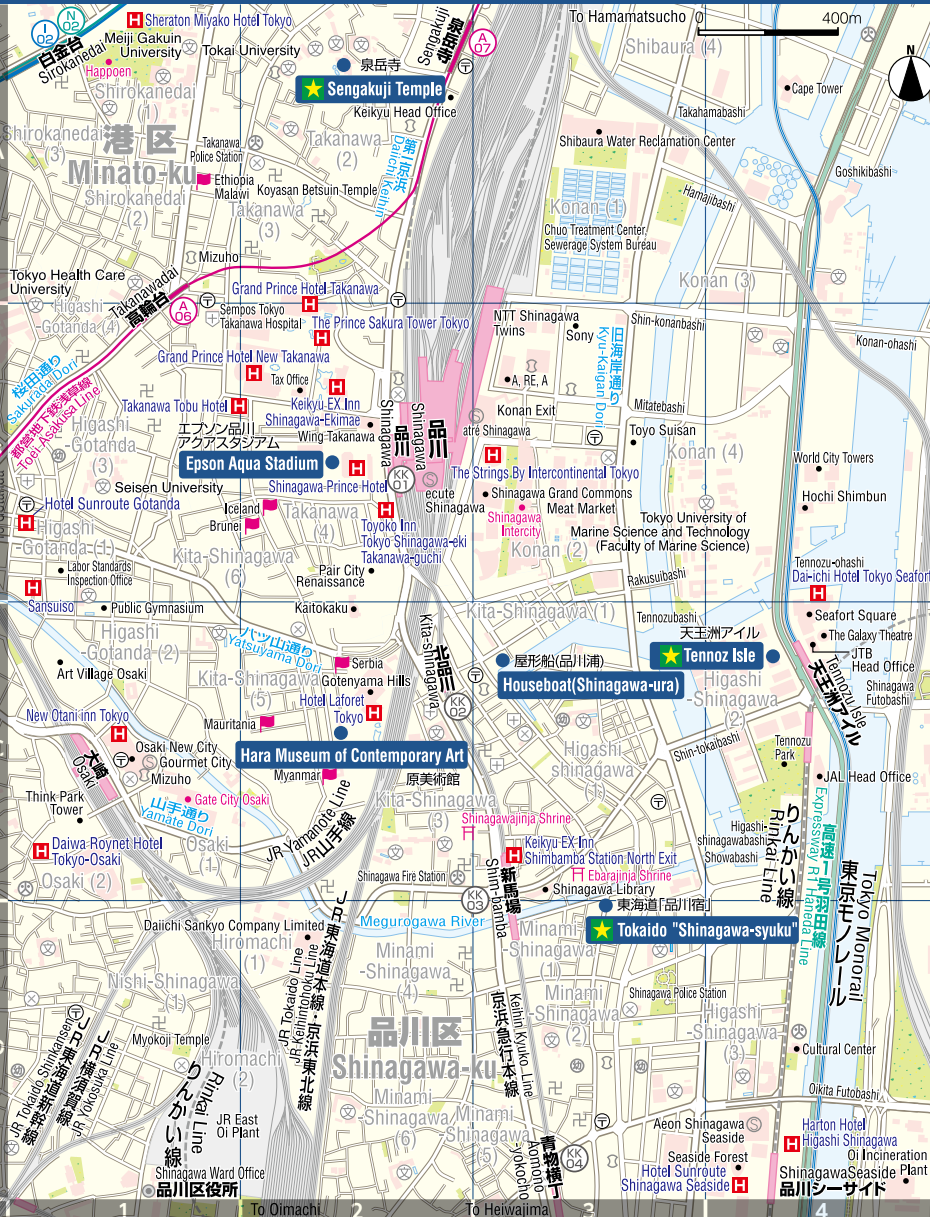
- Directly connected with Haneda Airport International Terminal Sta. on Tokyo Monorail, or Haneda Airport International Terminal Sta. on Keikyu Airport Line.
- 9:00-23:00 Open 365 days
- 03-6428-0653 [http://www.tourism.metro.tokyo.jp/\(J\)E\(T\)C\(K\)G\(F\)S\(I\)](http://www.tourism.metro.tokyo.jp/(J)E(T)C(K)G(F)S(I))



# Shinagawa

— 品川 —

Shinagawa thrived in the Edo Era as the first post town of the former Tokaido road. These days, after the seaside redevelopment, it is getting attention as an area of new attractions.



## Epson Aqua Stadium

エプソン 品川アクアスタジアム B-2

This indoor entertainment complex houses an aquarium (about 10,000 marine animals of about 350 species) and a variety of entertainment spots including restaurants. There are four attractions supported by the cooperation of manga artist Matsumoto Leiji.

- 2-min. walk from JR/Keihin-Kyuko line Shinagawa Sta. (Takanawa Exit)
- ☑ Mondays-Fridays:12:00-22:00 Saturdays:10:00-22:00, Sundays and holidays: 10:00-21:00 \*Open hours may vary according to the season.
- ✕ Open 365 days
- ☎ 03-5421-1111
- 🌐 <http://aquastadium.jp>



## Sengakuji Temple

泉岳寺 A-2

The Soto School temple was built by Tokugawa Ieyasu in 1612. It is known as the burial ground of the FortySeven Loyal Retainers. There are a bronze statue of Oishi Kuranosuke and graves of the loyal retainers.

- 1-min. walk from Sengakuji subway Sta.(A07) on Toei Asakusa Line
- ☑ April-September: 7:00-18:00 October-March: 7:00-17:00 \*Akogishi Memorial Hall 9:00-16:00 (time of admittance)
- ✕ Open 365 days (Akogishi Memorial Hall closed on the last Wednesday of February and August)
- ☎ 03-3441-5560
- 🌐 <http://www.sengakuji.or.jp/>



## Hara Museum of Contemporary Art

原美術館 C-2

Exhibitions of contemporary art are held 5-6 times a year at the private home-turned-museum. The café facing the garden and the museum shop are also popular.

- 15-min. walk from JR/Keihin-Kyuko line Shinagawa Sta. (Takanawa Exit), 3-min. walk from the Gotenyama stop on Toei Bus for Gotanda Station from JR/Keihin-Kyuko line Shinagawa Sta. (Takanawa Exit)
- ☑ 11:00-17:00 (last admittance 30 minutes before closing) \* ~20:00 on Wednesdays (excluding national holidays)
- ✕ Mondays (or the following day when it falls on a national holiday), exhibition renewal period, New Year holidays
- ¥ Adult ¥1,000, college/high school student ¥700, elementary/junior high school student ¥500 (An entrance fee may be charged for using only the shops and cafes.)
- ☎ 03-3445-0651
- 🌐 <http://www.haramuseum.or.jp/>



## Houseboat (Shinagawa-ura)

屋形船(品川浦) C-3

Shinagawa-ura and the houseboat have been chosen by the residents as 2 of the 100 sights of this town. The jetty for fishing boats and houseboats allows Shinagawa to still retain the air of a fishing town.

- 5-min.walk from Keihin-Kyuko line Kita-Shinagawa Sta., 12-min.walk from JR Shinagawa Sta.
- ☑ Varies according to the boathouse
- ¥ Varies according to the boat
- ☎ 03-5743-7644 (Shinagawa Tourist Association:10:00-17:00 on weekdays)



Photo: Masahiro UCHIDA

## Tennoz Isle

天王洲アイランド C-4

An urban resort looking over the ocean. The boarded promenade circling the isle is popular for relaxation.

- Tennoz Isle Station on Rinkai line (Exit A or B), Tennoz Isle Station on Tokyo Monorail (Central Exit), or The Tennoz Isle stop on Toei Bus from JR/Keihin-Kyuko line Shinagawa Sta. (Konan Exit)
- ☑ Varies according to the shop or facilities
- ✕ Varies according to the shop or facilities
- ☎ 03-5463-8110 (Sea Fort Square and restaurants)
- 🌐 <http://www.e-tennoz.com/>



## Tokaido "Shinagawa-syuku"

東海道「品川宿」 D-3

It once prospered as the first post town on the old Tokaido road. The street has the same width as it did in the Edo era.

- Between Kitashinagawa Sta. and Aomono-Yokocho Sta. on Keihin-Kyuko line
- ☎ 03-5743-7644 (Shinagawa Tourist Association: 10:00-17:00 on weekdays)
- 🌐 <http://www.sinakan.jp/>



# Odaiba

A huge amusement zone where you can enjoy shopping, delicious food, entertainment and a view of Tokyo Bay all at once.

— お台場 —



## Palette Town

パレットタウン C-2

A popular spot that consists of the "VenusFort" shopping mall, which was built in a style that recreates medieval European townscapes, Toyota's "MEGA WEB" auto showroom, the giant Ferris wheel that symbolizes Odaiba, the "Zepp Tokyo" concert hall, and "Tokyo Leisure Land", which is an indoor amusement center.

- ☑ Connected from Aomi Sta.(U10) on Yurikamome Line, 3-min. walk from Tokyo Teleport Sta. on Rinkai Line
- ☑ Varies according to the facilities
- ☎ 03-3529-1821
- 🌐 <http://www.palette-town.com/>



## Ooedo Onsen Monogatari

大江戸温泉物語 D-2

This is a hot spring theme park near Tokyo Bay (Odaiba). You can enjoy 14 bathhouses including two indoor natural hot springs. "Hirokoji" is a reproduction of an Edo era village where people of all ages can enjoy a day in the life of Edo era Japan.

- ☑ 2-min. walk from Telecom Center Sta.(U09) on Yurikamome Line, 5-min. free shuttle bus from Tokyo Teleport Sta. on Rinkai Line
- ☑ 11:00-9:00 following morning (Final admission: 7:00)
- ☑ Open 365 days (office closes once a month during the night for maintenance)
- ¥ Adult ¥1,980 (Saturdays, Sundays, and national holidays, depending on the time)
- ☎ 03-5500-1126
- 🌐 <http://www.ooedoonsen.jp/>



## FUJI TV Headquarters

フジテレビ本社ビル C-2

Many areas such as the globe-shaped observatory, the goods shop and the FUJI TV Plaza are open to the public.

- ☑ 3-min. walk from Daiba Sta.(U07) on Yurikamome Line, 5-min. walk from Tokyo Teleport Sta. on Rinkai Line
- ☑ Observatory 10:00-18:00 (Tickets sold until 17:00)
- ☑ Mondays (following day in case of a national holiday)
- ¥ Observatory Adult ¥500
- ☎ 0180-993-188 (Telephone Information Services for Visitors)
- 🌐 <http://www.fujitv.co.jp/>



## Tokyo Rinkai Disaster Prevention Park

東京臨海広域防災公園 A-4

This is an urban park, which normally serves as a disaster education facility, and as an on-side countermeasures HQ for the broad capital area during disasters. You can learn how to respond during a disaster through experiential learning at its disaster education facility "Sona Area Tokyo".

- ☑ 2-min. walk from Ariake Sta. (U12) on Yurikamome Line or 4-min. walk from Kokusai Tenjijo Sta. on Rinkai Line
- ☑ 6:00 to 20:00 (disaster experiential learning facilities are open 9:30 to 17:00; last admission 16:30)
- ☑ Closed during the New Year holiday and whenever the park is closed (disaster experiential learning facilities are closed on Mondays; following day in case of a national holiday)
- ¥ Free
- ☎ 03-3529-2180
- 🌐 <http://www.ktr.mlit.go.jp/showa/tokyorinkai/>



## Rainbow Bridge

レインボーブリッジ B-1

The suspended bridge connecting Odaiba and Shibaura is 918m long. You can walk on the footpath and enjoy the view.

- ☑ Access to the promenade entrance:
  - Shibaura side/ 5-min. walk from Shibaura Futo Sta.(U05) on Yurikamome Line
  - Odaiba side/ 15-min. walk from Odaiba Kaihin Koen Sta.(U06) on Yurikamome Line
- ☑ The promenade open hours: 9:00 to 21:00 from April 1 to Oct. 31  
10:00 to 18:00 from Nov. 1 to March 31  
(Admission is permitted until 30 minutes before closing)
- ☑ Closed: 3rd Monday of every month (following day in case of a national holiday)
- \*People in wheelchairs must be accompanied on some paths.
- ☎ Inquiries concerning paths: 03-5442-2282 Rainbow Bridge Central Monitoring Room
- \*Charged parking available on Shibaura and Odaiba sides.



## Odaiba Marine Park

お台場海浜公園 B-2

Looking over to the Rainbow Bridge, the view from the park is superb, especially at night.

- ☑ 3-min. walk from Odaiba Kaihin Koen Sta.(U06) on Yurikamome Line, 7-min. walk from Tokyo Teleport Sta. on Rinkai Line



# Shiodome • Shiba • Takeshiba

— 汐留・芝・竹芝 —

New culture meets good old tradition. Cruising across Tokyo Bay is popular, not to mention shopping and eating.



## Tokyo Tower

東京タワー B-1

Built in 1958, the broadcasting tower is 333m high. You can enjoy a view of the entire city of Tokyo from the 150m high observatory and the 250m high special observatory. The wax museum and the aquarium are also attractive spots.  
 ■ 5-min. walk from Akabanebashi Exit of Akabanebashi Subway Sta. (E21) on Oedo Line, or 6-min. walk from Exit A1 of Onarimon Subway Sta. (I06) on Mita Line, or 7-min. walk from Exit 1 of Kamiyacho Sta. (H05) on Tokyo Metro Hibiya Line, or 10-min. walk from Exit A6 of Daimon Subway Sta. (A09) or (E20) on Asakusa Line or Oedo Line  
 ☑ 9:00-22:00 ☒ Open 365 days  
 ¥ Observatory Adult ¥820  
 ☎ 03-3433-5111 <http://www.tokyotower.co.jp/>



## Zojiji Temple

増上寺 B-2

Founded in 1393 as a fundamental nembutsu seminary of the Jodoshu School in east Japan, Zojiji later became the family temple of the Tokugawa shogunate. The wooden gate of the temple remains as the original architectural remainder of the early 17th century and is designated as an important cultural property of Japan.  
 ■ 3-min. walk from Onarimon Subway Sta.(I06) on Mita Line Exit A1, 6-min. walk from Daimon Subway Sta.(A09),(E20) on Asakusa/Oedo Line Exit A6, 10-min. walk from JR Hamamatsucho Sta.  
 ☑ 9:00-17:00 ☒ Open 365 days ☎ 03-3432-1431 <http://www.zojiji.or.jp/>



## Restaurant Ship

レストランシップ C-4

The restaurant is popular because of the comfortable cruising that can be experienced in Tokyo Bay and its exquisite dishes.  
**Symphony [Hinode Pier]**  
 ■ 1-min. walk from Hinode Sta. on Yurikamome Line, 12-min. walk from JR Hamamatsucho Sta. South Exit, 15-min. walk from Daimon Subway Sta.(A09),(E20) on Asakusa/Oedo Line Exit B2  
 ☑ 10:00-19:30(Enquiries) ☒ Open 365 days ¥ Adult ¥1,500 (ride only)~  
 ☎ 03-3798-8101 <http://www.slt.jp/>   
**Vingt et Un [Takeshiba Pier]**  
 ■ 1-min. walk from Takeshiba Sta.(U03) on Yurikamome Line, 8-min. walk from JR Hamamatsucho Sta. North Exit, 10-min. walk from Daimon Subway Sta.(A09),(E20) on Asakusa/Oedo Line Exit B2  
 ☑ 9:00-20:30(Enquiries) ☒ Open 365 days ¥ Adult ¥2,040 (ride only)~  
 ☎ 03-3436-2121 <http://www.vantean.co.jp/>



## Water Bus

水上バス C-4

The water bus comfortably takes you to Tokyo Bay and bayside spots along the Sumida-gawa River. (For details, please refer to Page 60. The picture is of "Himiko", the direct line between Asakusa and Odaiba.)  
 ■ [Hinode Office] 2-min. walk from Hinode Sta.(U04) on Yurikamome Line, 8-min. walk from JR Hamamatsucho Sta. South Exit, 10-min. walk from Daimon Subway Sta. (A09),(E20) on Asakusa/Oedo Line Exit B2  
 ☑ 9:30-17:30 (information)  
 ☒ Open 7 days a week (but may be closed due to weather conditions.)  
 ☎ Toll Free: ☎ 0120-977311 (Tokyo Cruise) <http://www.suijibus.co.jp/>   
 \*1 Limited \*2 Hinode Office only



©Leiji Matsumoto/Tokyo Water Cruise

## Shiodome SIO-SITE

汐留ソイサイト A-4

This tourist spot has many attractions such as the Caretta Shiodome, with its restaurants, shops, entertainment parlors and art galleries, in addition to a Roman road-style Italian sector, hotels and parks.  
 ■ 1-min. walk from Yurikamome/Subway Shiodome Sta.(U02), (E19) on Oedo Line Exit 6, 3-min. walk from Shimbashi Subway Sta.(A10) on Asakusa Line underground path, 5-min. walk from JR/Subway Shimbashi Sta.(G08) on Ginza Line Exit A2  
 ☑ ☒ Varies according to the facilities  
<http://www.sio-site.or.jp/>



## World Trade Center Observatory

世界貿易センタービル展望台 C-3

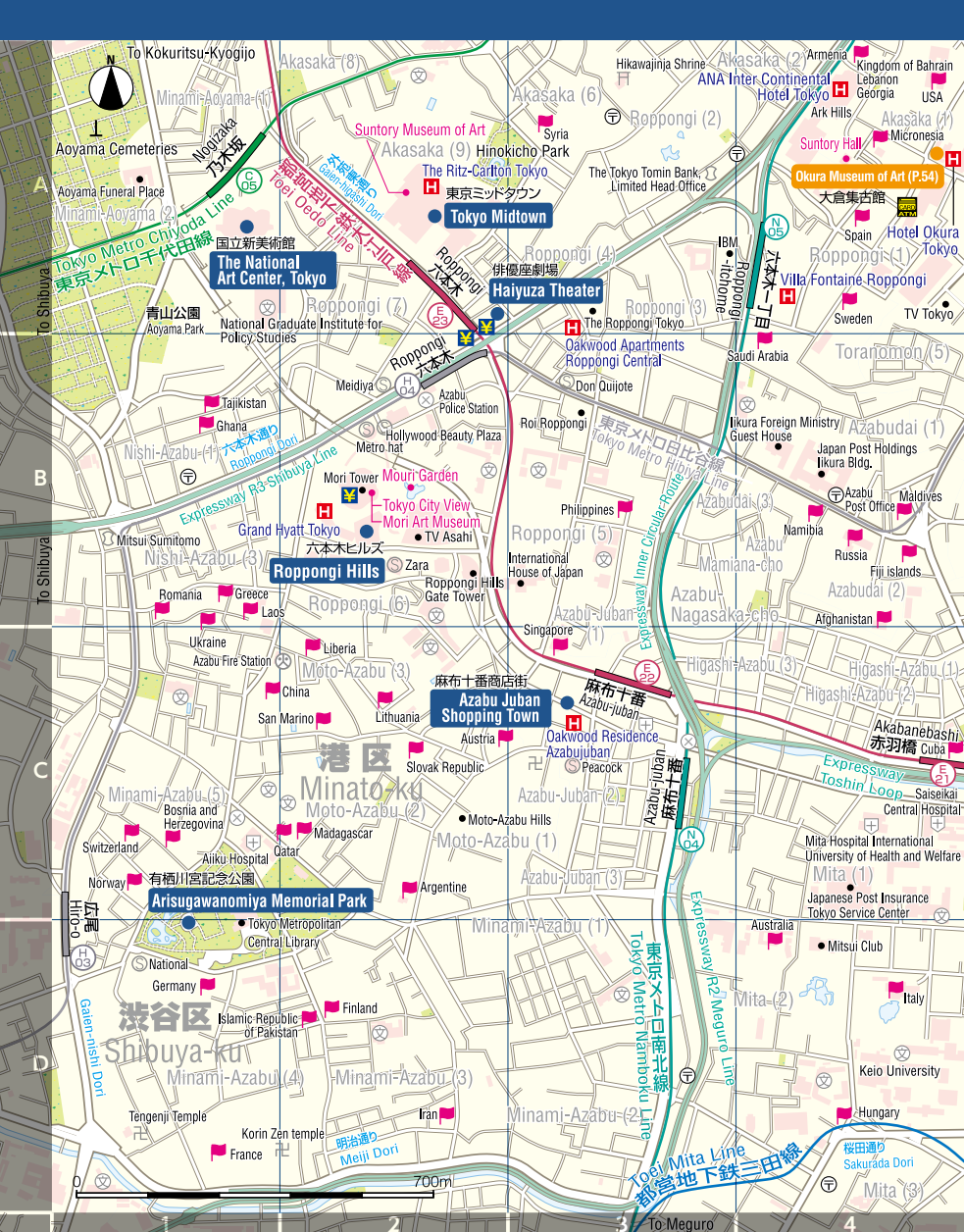
This observatory, located 152m above ground, offers a panoramic view of Tokyo, including the Tokyo Tower and Odaiba.  
 ■ Connected from JR/Tokyo Monorail Hamamatsucho Sta., connected from Daimon Subway Sta.(A09),(E20) on Asakusa/Oedo Line through B1F  
 ☑ 10:00-20:30 (until 21:30 during summer vacation and year-end holidays)  
 ☒ Open 365 days  
 ¥ Adult ¥620  
 ☎ 03-3435-6026 <http://www.wtcblgd.co.jp/>



# Roppongi

— 六本木 —

Exciting nightspots and the largest building complexes in Japan. The opening of the Oedo Subway Line has made access easier.



## Tokyo Midtown

東京ミッドタウン A-2

Tokyo Midtown is a new style of complex city based on the concept of "high-quality daily life in midtown Tokyo". There are about 130 stores including fashion stores, restaurants, offices and a hotel in a large site.

- ☑ Directly connected with Roppongi Sta. (E23) on Toei Oedo Line/Directly connected at Exit 8 with Roppongi Sta. (H04) 4a Exit via underpass/3-min. walk from Exit 3 of Nogizaka Sta. (C05) on Chiyoda Line
- ☑ Varies according to the shops and facilities
- ☎ 03-3475-3100 ☑ <http://www.tokyo-midtown.com/> (J|E|C|K)



## Roppongi Hills

六本木ヒルズ B-2

It is a cultural complex consisting of 210 shops and restaurants, a multiple-theater cinema complex, residential apartments, a hotel, a TV broadcasting station, an observatory and an art museum. You can enjoy scenic views from the top-floor "Tokyo City View" observatory and from the rooftop open-air "Sky Deck".

- ☑ 0-min. walk from Roppongi Subway Sta.(H04) on Hibiya Line Exit 1C, 5-min. walk from Roppongi Subway Sta.(E23) on Oedo Line Exit 3, 5-min. walk from Azabujuban Subway Sta.(E22) on Oedo Line Exit, 8-min. from Azabujuban Subway Sta.(N04) on Namboku Line Exit 4
- ☑ Varies according to the shops and facilities
- ☎ 03-6406-6000 ☑ <http://www.roppongihills.com/> (J|E|T|K)



## Haiyuza Theater

俳優座劇場 A-2

Appreciated as the home of modern theater, the Haiyuza Theater was constructed in 1954 and reconstructed in 1980.

- ☑ Short walk from Roppongi Subway Sta.(E23) on Oedo Line Exit 6, 1-min. walk from Roppongi Subway Sta.(H04) on Hibiya Line Exit 4a
- ☑ Varies according to the show
- ☒ Varies according to the show
- ☒ Varies according to the show
- ☎ 03-3470-2880 ☑ <http://www.haiyuzagekijou.co.jp/> (J)



## Arisugawanomiya Memorial Park

有栖川宮記念公園 C-1

This park used to belong to the Royal Family. There are excursion gardens full of vegetation, mountain streams populated by wild birds and the Tokyo Metropolitan Central Library as well.

- ☑ 5-min. walk from Hiroo Subway Sta.(H03) on Hibiya Line
- ☑ Open 24 hours
- ☑ Open 365 days
- ☎ 03-5114-8803



## Azabu Juban Shopping Town

麻布十番商店街 C-3

This common shopping area has a history of more than 300 years. There are also many attractions such as antique markets, Rakugo (comic storytelling) shows and a Summer-end Festival.

- ☑ Short walk from Azabujuban Subway Sta.(N04) on Namboku Line Exit 4, Azabujuban Subway Sta.(E22) on Oedo Line Exit 7
- ☑ Varies according to the store
- ☒ Varies according to the store
- ☎ 03-3451-5812
- ☑ <http://www.azabujuban.or.jp/> (J)



## The National Art Center, Tokyo

国立新美術館 A-1

Instead of maintaining a permanent collection, the Center make full use of its largest exhibition space in Japan (14,000m<sup>2</sup>) and serve as a venue for various art exhibitions. The Center also promotes outreach activities through educational programs and collects and disseminates information related to art.

- ☑ Direct connection from Exit 6 of Nogizaka Sta. (C05) on Tokyo Metro Chiyoda Line, 5-min. walk from Exit 4a of Roppongi Sta. (H04) on Tokyo Metro Hibiya Line, 4-min. walk from Exit 7 of Roppongi Sta. (E23) on Toei Subway Oedo Line
- ☑ 10:00-18:00 (admittance until 17:30), Fridays 10:00-20:00 (admittance until 19:30)
- ☒ Every Tuesday (open if it is a national holiday, and closed on the following day), also closed on year-end and New Year holidays.
- ☒ Varies depending on exhibitions ☎ 03-5777-8600 (Hello Dial)
- ☑ <http://www.nact.jp/> (J|E|C|K|G|F|S)



# Shibuya · Harajuku · Omotesando

— 渋谷 · 原宿 · 表参道 —

This stimulating town continues to set the trends of the young generation at a fast rate.



## SHIBUYA 109

SHIBUYA 109 **D-2**

A fashion building that is very popular with young ladies around twenty years old. The large variety of popular goods including ladies' clothing, shoes, accessories, and sundries lets you find what you need to coordinate everything from top to bottom. It is famous as a shopping choice of foreign celebrities.

- 3-min. walk from JR/Subway Shibuya Sta.(Z01),(G01) on Hanzo-mon/Ginza Line Exit 1/2/3a
- Stores: 10:00-21:00 Restaurants/bars: 11:00-22:30
- January 1
- 03-3477-5111 <http://www.shibuya109.jp/>



## Yoyogi Park

代々木公園 **A-1**

This spacious park has a central square with a beautiful lawn, fountains and bird sanctuaries.

- 3-min. walk from Yoyogikoen Subway Sta.(C02) on Chiyoda Line Exit A4, 3-min. walk from Meijijingumae Subway Sta.(C03) Exit 2, 3-min. walk from JR Harajuku Sta., 6-min. walk from Odakyu Yoyogihachiman Sta.
- 5:00-20:00
- Open 365 days
- 03-3469-6081



## Shibuya Center Town

渋谷センター街 **D-2**

Shibuya Center Town is the busiest part of Shibuya. Lined up along the main street and the center alleys are a number of shops popular among young people such as music stores, fashion goods shops, variety stores and fast-food restaurants.

- 3-min. walk from JR/Subway Shibuya Sta.(G01),(Z01) on Ginza/Hanzon Line Hachiko Exit
- Varies according to the store
- Varies according to the store



## Takeshita Dori

竹下通り **B-3**

Stores containing miscellaneous character and idol goods popular among teens are lined up along the street.

- 3-min. walk from JR Harajuku Sta. Takeshita Exit, 5-min. walk from Meijijingumae Subway Sta.(C03) on Chiyoda Line
- Varies according to the store
- Varies according to the store



## Omotesando

表参道 **B-4**

The boulevard lined up with trees offers brand shops, cafés and nice restaurants, including "Omotesando Hills".

- Short walk from Omotesando Subway Sta.(C04),(G02),(Z02) on Chiyoda/Ginza/Hanzon Line A1-3, B4, Meijijingumae Sub-way Sta.(C03) on Chiyoda Line Exit 1/3-5
- Varies according to the store
- Varies according to the store



## Meiji Jingu

明治神宮 **A-2**

This is a shrine sacred to Emperor Meiji and Empress Shoken. It was built in 1920. Approximately 100,000 trees donated at the time of enshrinement form a solemn forest now. The Meiji Shrine has treasure museums and surrounding gardens. The shrine is crowded with visitors all year round.

- 1-min. walk from JR Harajuku Sta., 1-min. walk from Meijijingumae Subway Sta.(C03) on Chiyoda Line Exit 1/2, 5-min. walk from Odakyu Sangubashi Sta.
- From sunrise to sunset (varies according to the time of the year)
- Open 365 days
- 03-3379-5511 <http://www.meijijingu.or.jp/>



# Ginza

—銀座—

Lined up with old department stores full of history and tradition as well as prestigious boutiques, Ginza is a flamboyant district for sophisticated adults.



## Ginza Yonchome Intersection

銀座四丁目交差点 B-2

At the intersection of Chuo-Dori St. and Harumi-Dori St., there are symbolic architectures of Ginza including Mitsukoshi Department Store and Wako Clock Tower. The perfect place to start a Ginza walk.

- Short walk from Ginza Subway Sta.(G09) on Ginza Line Exit A1-10-1-min. walk from Ginza Subway Sta.(H08) on Hibiya Line Exit B1, 3-min. walk from Ginza Subway Sta. (M16) on Marunouchi Line Exit C3-4, 8-min. walk from JR Yurakucho Sta. or from Higashi Ginza Sta. on Tokyo Metro Hibiya Line (H09) or Asakusa Line (A11) Exit A1-2
- 03-3546-6525 <http://www.chuo-kanko.or.jp/>

\*The telephone number and URL are of Chuo-ku Tourist Association.

## Ginza Brand Street

銀座ブランド街 B-2-B-3

There are numerous shopping streets throughout the world where non-Japanese tourists throng. There are lineups from high-class brand stores such as Chanel and Gucci to fast fashion stores such as Uniqlo and Forever 21, as well as accessory shops.

- Short walk from Ginza Subway Sta. (G09) on Ginza line, or Hibiya Subway Sta. (H08) on Hibiya Line, or Ginza Subway Sta. (M16) on Marunouchi Line, or Ginza Itchome Subway Sta. (Y19) on Yurakucho Line.
- Varies according to the store
- Varies according to the store

## Shimbashi Enbujo Theater

新橋演舞場 C-3

This large theater built in 1925 has 1,428 seats, offering a wide variety of dramas including Kabuki as well as modern plays. There are restaurants, boxed lunch shops and souvenir shops.

- 3-min. walk from Higashi Ginza Subway Sta.(H09), (A11) on Hibiya/Asakusa Line Exit 6, 3-min. walk from Tsukiji Shijo Subway Sta.(E18) on Oedo Line Exit A3
- Varies according to the show
- Varies according to the show
- Varies according to the show
- 03-3541-2600 <http://www.shochiku.co.jp/play/>

## Tokyo Takarazuka Theater

東京宝塚劇場 B-1

The theater is used exclusively for Takarazuka Operas for over 90 years. Visitors are able to enjoy brilliant revues and musicals featuring only actresses throughout the year. Walk-up tickets are also sold every day (with some exceptions).

- 3-min. walk from Hibiya Subway Sta.(H07) on Hibiya Line Exit A5, 3-min. walk from Hibiya Subway Sta.(C09) on Chiyoda Line Exit A13, 3-min. walk from Hibiya Subway Sta. (I08) on Mita Line (through Chiyoda Line connection), 5-min. walk from JR Yurakucho Sta. Hibiya Exit
- \*From Yurakucho Subway Sta.(Y18) on Yurakucho Line, walk through the Subway Sta. on Mita Line or Chiyoda Line.
- Mondays ¥SS ¥11,000, S ¥8,500, A ¥5,500, B ¥3,500
- 03-5251-2001 (10:00-18:00) <http://kageki.hankyu.co.jp/>

## Tsukiji Market

築地市場 D-3

The largest central wholesale market in Japan has long supplied the kitchens of the huge city of Tokyo. Restaurants offering fresh seafood dot the market, as well as the Jogai outdoor market.

- Short walk from Tsukiji Shijo Subway Sta.(E18) on Oedo Line Exit A1, 10-min. walk from Tsukiji Subway Sta.(H10) on Hibiya Line Exit 1, 10-min. walk from Higashi Ginza Subway Sta.(H09), (A11) on Hibiya/Asakusa Line Exit 6
- Closed Wednesdays (number of times depending on the month), Sundays, national holidays and New Year's holidays
- Tsukiji Market 03-3547-8013 / Tsukiji Jogai Market 03-3541-9466
- <http://www.shijou.metro.tokyo.jp/>

## Sony Building

ソニービル B-2

The building contains the Sony showroom, Japan's leading electric manufacturer, as well as restaurants and an event space. The showroom offers a hands-on experience of the new products.

- Short walk from Ginza Subway Sta.(G09),(H08),(M16) on Ginza/Hibiya/Marunouchi Line Exit B9
- 11:00-varies according to the shop
- January 1, closed otherwise irregularly
- 03-3573-2371 <http://www.sonybuilding.jp/>





# Marunouchi

—丸の内—

Many different trains depart from the huge terminal station of Tokyo. In the neighborhood, there are business streets and central government buildings as well as shopping areas. This is the center of Tokyo.

For details on sightseeing bus routes, please refer to page 62.



## Imperial Palace/Nijubashi

皇居・二重橋 C-1

The Edo Castle, formerly the Tokugawa Family's residence, became the Imperial Palace as the Emperor moved to Tokyo from Kyoto after the Meiji Restoration. Part of the site is opened to the public as the Imperial Palace East Park. The Nijubashi Bridge in front of the main entrance is famous.

5-min. walk from Nijubashimae Subway Sta.(C10) on Chiyoda Line Exit 2, 5-min. walk from Hibiya Subway Sta.(I08) on Mita Line Exit B6, 8-min. walk from Sakuradamon Subway Sta.(Y17) on Yurakucho Line Exit 3

Open 365 days

03-3213-0095 (Outer garden of the Imperial Palace Office, the Ministry of the Environment 8:30-17:15 Closed: Weekends and national holidays)



Main Gate Stone Bridge

## Tokyo Station

東京駅 C-4

The Renaissance-style redbrick architecture of Tokyo Station was originally built in 1914 (the current building was reconstructed in 1947).

\*Part of the facilities are under construction due to redbrick restoration work.

Tokyo Station building of JR lines and Marunouchi Line(M17)

Open 365 days

050-2016-1603(6:00-24:00) JR East Info Line



## Marunouchi Bldg. / Shin-Marunouchi Bldg.

丸ビル 新丸ビル C-3

The Maru Building opened close to Tokyo station, on the Marunouchi south side, in September 2002. It is a multipurpose building comprising of the Business Zone, the Restaurant Zone, the Interactive Zone as well as the Shopping Zone with high-end fashion shops and handicraft stores. A new building named Shin-Marubiru also opened in April 2007.

Connected by underground passage from Tokyo Subway Sta.(M17) on Marunouchi Line, 1-min. walk from JR Tokyo Sta. Marunouchi South Exit (Marunouchi Bldg.) and Central Exit (Shin-Marunouchi Bldg.). Connected with Nijubashimae Subway Sta. (C10) Exit 5 on Chiyoda Line

11:00-21:00 Varies according to the store or the day of the week January 1

03-5218-5100 <http://www.marunouchi.com/marubiru/> <http://www.marunouchi.com/shinmaru/>



## Marunouchi-naka-Dori

丸の内仲通り C-3

Brand shops such as Hermes, Royal Copenhagen and Brooks Brothers line up on this quiet street.

Connected from JR/Marunouchi Subway Tokyo Sta.(M17) through underground pathway, 2-min. walk from Nijubashimae Subway Sta.(C10) on Chiyoda Line Exit 7, 3-min. walk from Otemachi Subway Sta.(I09) on Mita Line Exit D1, 4-min. walk from JR Tokyo Sta. on Keiyo Line Exit 7, 5-min. walk from Otemachi Subway Sta.(T09) on Tozai Line Exit B1, 6-min. walk from Otemachi Subway Sta.(Z08) on Hanzonmei Line Exit A5, 8-min. walk from Yurakucho Subway Sta.(Y18) on Yurakucho Line Exit A3, 9-min. walk from JR Yurakucho Sta. Kokusai Forum Exit

Varies according to the store <http://www.marunouchi.com/>



## Imperial Theatre

帝国劇場 D-2

The first Western-style theatre in Japan. It offers many fine commercial plays and musicals that marked history.

Short walk from Yurakucho Subway Sta.(Y18) on Yurakucho Line, short walk from Hibiya Subway Sta.(I08) on Mita Line Exit B3, 3-min. walk from JR Yurakucho Sta. Kokusai Forum Exit, 5-min. walk from Hibiya Subway Sta.(H07),(I08) on Hibiya/Chiyoda Line

Varies according to the show

03-3213-7221 <http://www.toho.co.jp/>



## Tokyo International Forum

東京国際フォーラム D-3

Complex cultural facilities offering exhibitions, concerts and other interesting events. It is a venue for various exhibitions, musicals and concerts. Its futuristic glass atrium is unique.

Connected from Yurakucho Subway Sta.(Y18), on Yurakucho Line in underground, 1-min. walk from JR Yurakucho Sta. Kokusai Forum Exit, 5-min. walk from JR Tokyo Sta., 5-min. walk from Ginza Subway Sta.(H08),(M16) on Hibiya/Marunouchi Line Exit A2, 5-min. walk from Hibiya Subway Sta.(H07),(I08) on Hibiya/Mita Line Exit B1, 5-min. walk from Nijubashimae Subway Sta.(C10) on Chiyoda Line Exit 1, 7-min. walk from Hibiya Subway Sta.(C09) on Chiyoda Line Exit B3/B4, 7-min. walk from Ginza Subway Sta.(G09) on Ginza Line Exit C9, 7-min. walk from Kyobashi Subway Sta.(G10) on Ginza Line Exit 7

Open space: 7:00-23:30 Indoors: Varies according to the event Varies according to the facilities

03-5221-9000 <http://www.t-iforum.co.jp/>



# Nihombashi

You will find the long-established shops inheriting historic and traditional arts, financial institutions on the leading edge of economy and everlasting cultures and arts.

— 日本橋 —

For details on sightseeing bus routes, please refer to page 62.



## Bank of Japan / Currency Museum

日本銀行  
貨幣博物館 B-1

The old main building of the Bank of Japan is a neo-Baroque-style stone building, designed by Dr. Kingo Tatsuno, the architect and designer who also worked on Tokyo Station, and is registered as an important cultural property. Guided tours in English are available every Tuesday at 11:00. The Currency Museum exhibits various Japanese currencies from ancient times to recent days as well as related information.



©Bank of Japan

### Bank of Japan

- 1-min. walk from Mitsukoshimae Sta.(Z09) on Hanzomon Line Exit B1, 2-min. walk from Mitsukoshimae Sta.(G12) on Ginza Line Exit A5, 7-min. walk from JR Kanda Sta. South Exit to the direction of Nihombashi, 8-min. walk from JR Tokyo Sta. Nihombashi Exit.
- Tuesday (11:00-) Saturdays, Sundays and national holidays, December 29-January 4
- Reservation is accepted 3 months to a week before. /03-3277-2815(9:30-17:00) <http://www.boj.or.jp/en/index.htm>

### Currency Museum

- 3-min. walk from Mitsukoshimae Sta.(G12) on Ginza Line Exit A5, 1-min. walk from Mitsukoshimae Sta.(Z09) on Hanzomon Line Exit B1, 8-min. walk from JR Tokyo Sta. Nihombashi Exit 9:30-16:30 (Admission before 16:00)
- Mondays and national holidays (Open when it falls on Saturdays or Sundays), New Year's holidays (December 29-January 4)
- 03-3277-3037 <http://www.imes.boj.or.jp/cm/>

## TOKYO STOCK EXCHANGE

東京証券取引所 C-2

It is the symbolic center of securities and financial markets of Japan, dating back 130 years to the establishment of the predecessor of the Stock Exchange on June 1, 1878. A tour of areas such as market centers where the control of the trade of stocks is done. Can be enjoyed along with a simulated exchange of stocks.



- 5-min. walk from Kayabacho Sta.(T11) on Tozai Line Exit 11, 7-min. walk from Kayabacho Sta.(H12) on Hibiya Line Exit 7
- 9:00-16:30(Admission before 16:00) Saturdays, Sundays and holidays
- 050-3377-7254(visitor's section) <http://www.tse.or.jp>

## Mitsui Memorial Museum / Bridgestone Museum of Art

三井記念美術館  
ブリヂストン美術館 B-1

The Mitsui Memorial Museum is on the 7th floor of the Mitsui main building, which has been designated an important cultural treasure, and displays superb works of art from Japan and East Asia. The Bridgestone Museum of Art houses modern Western art, 20th century fine art, and Japanese Western art since the Meiji era, centering on the impressionists.



### Mitsui Memorial Museum

- 1-min. walk from Mitsukoshimae Sta.(G12) 3-min. walk from exit A7, walk from Mitsukoshimae Sta.(Z09) on Hanzomon Line Exit A7, 4-min. walk from Nihombashi Sta.(G11) on Ginza Line Exit B11, 6-min. walk from Nihombashi Sta. (A13) on Toei Asakusa Line Exit B11, 7-min. walk from JR Tokyo Sta. Nihombashi Exit, 6-min. walk from JR Kanda Sta., 4-min. walk from JR Shin-nihombashi Sta. on JR Sobu Rapid Line
- 10:00-17:00 (Admission by 16:30) Mondays (or the following day when it falls on national/substitute holidays)
- Adult ¥1,000 \*Extra admission fees charged for special exhibitions 03-5777-8600 <http://www.mitsui-museum.jp/>

### Bridgestone Museum of Art

- 5-min. walk from Nihombashi Sta.(G11) on Ginza Line(T10) on Tozai Line Exit B1, 5-min. walk from Kyobashi Sta.(G10) on Ginza Line Exit 6, 5-min. walk from JR Tokyo Sta. Yaesu Central Exit
- Tuesdays-Saturdays (10:00-20:00), Sundays and holidays (10:00-18:00)/Admitted until 30 min. before closing
- Mondays (or the following day when it falls on national/substitute holidays) Adult ¥800 \*Except for special exhibitions.
- 03-5777-8600 <http://www.bridgestone-museum.gr.jp/>

## Nihombashi/Chuo Dori

日本橋・中央通り B-2

Chuo Dori is the starting point of the historical Five Highways of Japan (Tokaido, Nakasendo, Kohshukaido, Ohshukaido and Nikkokuaido). There are famous department stores and traditional shops of Nihombashi in the neighborhood.



- Exit station: JR Shin-nihombashi Sta., Nihombashi Sta.(A13) on Toei Asakusa Line, Nihombashi Sta.(T10) on Tozai Line, Nihombashi Sta.(G11) on Ginza Line

## Suitengu Shrine(Seven Deities of Good Luck)

日本橋七福神のめぐり B-4

This shrine is noted for its divine graces such as the safe delivery of children, pregnancy and avoidance from flood damage. In addition to the shrine, we recommend that visitors enjoy the "tour of the Nihombashi Seven Deities of Good Luck". The Nihombashi Seven Deities of Good Luck are marked by the symbol, (TT).



- 5-min. walk from Ningyocho Sta. (H13) on Hibiya Line Exit A1, 5-min. walk from Ningyocho Sta. (A14) on Toei Asakusa Line Exit A4, 0-min. walk from Suitengumae Sta. (Z10) on Hanzomon Line Exit 5
- Opening times: 7:00 to 17:00
- 03-3666-7195 <http://www.suitengu.or.jp/index.html>

## Meijiza Theater

明治座 B-4

A theater with more than 130 years of history and tradition since established by Kabuki actor Ichikawa Sadanji the First. The theater presents various works centering on historical dramas. You will also enjoy the historical downtown scene on the street between Meijiza Theater and Ningyocho Subway Station.



- 7-min. walk from Ningyocho Sta. (H13) on Hibiya Line Exit A1, 10-min. walk from Suitengumae Sta. (Z10) on Hanzomon Line Exit 7, 0-min. walk from Hamacho Sta. (S10) on Toei Shinjuku Line Exit A2, 7-min. walk from Ningyocho Sta. (A14) on Toei Asakusa Line Exit A3
- Varies depending on an event 03-3666-6666 <http://www.meijiza.co.jp/>

# Akihabara · Ochanomizu

— 秋葉原・お茶の水 —

For details on sightseeing bus routes, please refer to page 62.

An area with the most advanced electric products and an area with a retrospective atmosphere coexist in perfect harmony. Good for shopping and walking as well.



## Electric City

電気街 B-4

Most of the employees working in Akihabara are fluent in several languages; therefore customers can easily purchase overseas models and products.

- Short walk from JR Akihabara Sta. Electric City Exit, 2-min. walk from Akihabara Sta. Exit A1 on Tsukuba Express. 5-min. walk from Akihabara Subway Sta.(H15) on Hibiya Line Exit 3, 5-min. walk from Suehirocho Subway Sta.(G14) on Ginza Line Exit 1/2
- Varies according to the store
- Varies according to the store



## Musical Instrument Area

楽器街 C-2

There are many special musical instruments and sheet music stores on the street from Ochanomizu Sta. West Exit toward Yasukuni St.

- Short walk from JR Ochanomizu West Exit, 5-min. walk from Ochanomizu Subway Sta.(M20) on Marunouchi Line Exit 2, 1-min. walk from Shin-Ochanomizu Subway Sta.(C12) on Chiyoda Line Exit B1.
- Varies according to the store
- Varies according to the store



## Kanda Myojin Shrine

神田明神 B-3

The ancient shrine was allegedly built in 730. It is believed to bring luck in business, family and finding future spouses.

- 5-min. walk from Akihabara Sta. of Tsukuba Express Line, 5-min. walk from JR/Subway Ochanomizu Sta.(M20) on Marunouchi Line Exit 2, Shin-Ochanomizu Subway Sta.(C12) on Chiyoda Line Exit B2, 5-min. walk from Suehirocho Subway Sta.(G14) on Ginza Line Exit 3/4
- Open 24 hours
- The precincts open 365 days
- 03-3254-0753 http://www.kandamyojin.or.jp/(J)



## Yushima Seido

湯島聖堂 B-2

It dates back to a private school started by Hayashi Razan at Ueno Shinobugaoka in 1630. The school was moved to Yushima by Tokugawa Tsunayoshi. The existing Taiseiden building, having characteristics of Chinese-style architecture, was reconstructed in 1935.

- 2-min. walk from JR/Subway Ochanomizu Sta.(M20) on Marunouchi Line Exit 1, Shin-Ochanomizu Subway Sta.(C12) on Chiyoda Line Exit B2
- 9:30-17:00 (until 16:00 in Oct.-Mar.)
- August 13-17, December 29-31
- ¥200 admission to Taiseiden (From 10am only on Saturdays, Sundays, and holidays)
- 03-3251-4606 http://www.seido.or.jp/(J)



## Kanda Second-hand Books Area

神田古本街 C-1

There are approximately 160 second-hand book stores with a total storage of more than 10 million books in the Kanda area. The wide range of specialized books is the attraction.

- JR Ochanomizu/Suidobashi Sta., Kudanshita Subway Sta.(T07), (Z06),(S05) on Tozai/Hanzomon/Shinjuku Line Exit 5, Jimbocho Subway Sta.(Z07),(I10) on Hanzomon/Mita Line Exit A2, Ogawamachi Subway Sta.(S07) on Shinjuku Line Exit B5
- Varies according to the store
- Varies according to the store
- http://jimboi.info/(J)



## Nicholai-do

ニコライ堂 C-2

The Orthodox church of Byzantine architecture was built by St. Nicholai when he visited from Russia.

- 1-min. walk from Shin-Ochanomizu Subway Sta.(C12) on Chiyoda Line Exit B1, 2-min. walk from JR Ochanomizu Sta., 5-min. walk from Ochanomizu Subway Sta.(M20) on Marunouchi Line Exit 2
- 13:00-15:30 (until 16:00 April-September)
- Saturday, Sundays, Mondays
- Donation of ¥300 or more
- 03-3295-6879



# Ueno

— 上野 —

Solemn museum buildings are scattered throughout Ueno Park. The lively stores are typically found downtown. You can find here both healing power and excitement.

For details on sightseeing bus routes, please refer to page 62. Tokyo Tourist Information Center, Keisei Ueno Branch



## Ameyoko

アメ横 D-2

The streets from JR Ueno Sta. to Okachimachi Sta. are crowded with stores offering clothes, miscellaneous goods, fresh fish and dried food.

- Short walk from JR Ueno/Okachimachi Sta., Keisei Ueno Sta.(E09) on Keisei line Underground Exit, Ueno-okachimachi Subway Sta. on Oedo Line, Ueno-hirokoji Subway Sta.(G15) on Ginza line.
- Varies according to the store
- Varies according to the store
- http://www.ameyoko.net/



## Ueno Onshi Park (Shinobazunoike)

上野恩賜公園(不忍池) C-1

Japan's first park with a zoo, art museums, ponds and temples.

- 1-min. walk from Keisei Ueno Sta.on Keisei line, 1-min. walk from JR Ueno Sta. Koen Exit, 5-min. walk from Ueno Subway Sta.(G16),(H17) on Ginza/Hibiya Line Exit 6/7, 5-min. walk from Ueno-okachimachi Subway Sta.(E09) on Oedo Line Exit 3
- Varies according to the facilities
- Varies according to the facilities
- 03-3828-5644
- For details of the facilities, please see the "Tourist Spots".



## Yanaka Cemetery

谷中霊園 A-2

Founded in 1874. Many celebrities including Yokoyama Taikan are buried here. Also famous as a sight for cherry blossoms.

- 5-min. walk from JR/Keisei Nippori Sta. South Exit
- Open 24 hours
- Open 365 days (office closed during New Year's holidays)
- 03-3821-4456



## Kaneiji Temple

寛永寺 B-2

Built in 1625 by the Tokugawa shogunate as a prayer temple. It later also served as a family temple and entombed here are six former shoguns. The Konpon Chudo (main hall), the Kaisando, the Kiyomizu Kannondo, and the Shinobazu-no-ike Bentendo are among the structures that are located near Ueno Park.

- 8-min. walk from JR Uguisudani Sta. South Exit (Konpon Chudo)
- 9:00-16:30 (Temple grounds open to the public except for buildings)
- Open 365 days
- 03-3821-4440
- http://www.kaneiji.jp/



## Toshogu Shrine

東照宮 C-2

Built in 1627. There are many attractions such as historically valuable structures, the Grand Stone Torii Gate and Ghost Lantern (including one of Japan's three largest stone lanterns).

- 5-min. walk from JR/Subway Ueno Sta.(G16),(G17) on Ginza Line, Hibiya Line or Keisei Line
- 9:00-16:30
- Open 365 days
- 03-3822-3455
- http://www.uenotoshogu.com/



## Yushima Tenmangu Shrine

湯島天満宮(湯島天神) D-1

The old shrine, established in 458, enshrines Sugawara Michizane, the God of Learning. There are about 300 Japanese plum trees in the precincts that were planted in connection with Sugawara Michizane. The Shaden architecture, entirely constructed with Japanese cypress in 1995, is a must-see.

- 3-min. walk from Yushima Subway Sta.(C13) on Chiyoda Line, 5-min. walk from Ueno-hirokoji Sta.(G15) on Ginza Line, 5-min.walk from Ueno-okachimachi Subway Sta.(E09) on Oedo Line, 8-min. walk from JR Okachimachi Sta., 8-min. walk from Hongo 3-chome Subway Sta.(M21) on Marunouchi Line Exit 2
- 6:00-20:00 (Treasure Building 9:00-17:00)
- Worship in precincts 365 days available
- Treasure house - Adult ¥500
- 03-3836-0753
- http://www.yushimatenjin.or.jp/

\* Inside of the Treasure Building



# Asakusa

— 浅草 —

Time has stopped here since the Edo era, which is reflected by the numerous stores in Asakusa. Take a walk and you can step back in time.

For details on sightseeing bus routes, please refer to page 62.



## Sensoji Temple

浅草寺 B-3

The oldest temple in Tokyo is said to have been built in 628. The Grand Kaminarimon Gate with a large lantern is a landmark.

- 5-min. walk from Asakusa Sta. on ToBu Isesaki Line North Exit, 8-min. walk from Asakusa Subway Sta.(G19) on Ginza Line Exit 1, 10-min. walk from Asakusa Subway Sta.(A18) on Asakusa Line Exit 4/5.
- ☑ 6:00-17:00 (6:30- October to March)
- ☒ Open 365 days
- ☎ 03-3842-018
- 🌐 <http://www.senso-ji.jp/>



## Nakamise Shopping Street

仲見世 C-3

Both sides of the 250m street from the Kaminarimon Gate to the Hozomon Gate are lined with about 90 stores dating from the Edo era.

- 5-min. walk from Asakusa Sta. on ToBu Isesaki Line North Exit, 8-min. walk from Asakusa Subway Sta.(G19) on Ginza Line Exit 1, 10-min. walk from Asakusa Subway Sta.(A18) on Asakusa Line Exit A4/5.
- ☑ Varies according to the store
- ☒ Varies according to the store
- 🌐 <http://www.asakusa-nakamise.jp/>



## Asakusajinja Shrine

浅草神社 B-3

The Shaden structure donated by Tokugawa Iemitsu still remains in the shrine. It is famous for the Sanja Festival, one of the top 3 traditional festivals in Japan.

- 5-min. walk from Asakusa Sta. on ToBu Isesaki Line North Exit, 8-min. walk from Asakusa Subway Sta.(G19) on Ginza Line Exit 1, 10-min. walk from Asakusa Subway Sta.(A18) on Asakusa Line Exit A4/5.
- ☑ Precincts open to public
- ☒ Open 365 days
- ☎ 03-3844-1575
- 🌐 <http://www.asakusajinja.jp/>



## Asakusa Entertainment Hall

浅草演芸ホール B-2

This pop entertainment hall offers Rakugo (comic storytelling), Manzai (comic dialogue), Mandan (comic monologue), acrobatics, magic and mimic shows.

- 0-min. walk from Asakusa Sta. of Tsukuba Express Line, 5-min. walk from Tawaramachi Subway Sta.(G18) on Ginza Line Exit 3, 6-min. walk from Asakusa Subway Sta.(G19) on Ginza Line, 6-min. walk from Asakusa Sta. on ToBu Isesaki Line, 8-min. walk from Asakusa Subway Sta.(A18) on Asakusa Line, Exit A1
- ☑ 11:40 to 21:00 (excluding special performances)
- ☒ Open 365 days
- ¥ Adult ¥2,500 (excluding special performances)
- ☎ 03-3841-6545
- 🌐 <http://www.asakusaengei.com/>



## Kappabashi Dogugai Street

かつばし橋道具街 B-1

A shopping area with a proud history of over 100 years. This 800m-long street is lined up with more than 170 wholesale stores offering Japanese/Western/Chinese tableware, Japanese/Western dessert making tools and all types of kitchenware.

- 5-min. walk from Exit A2 of Asakusa Sta. on Tsukuba Express Line, 5-min. walk from Tawaramachi Subway Sta.(G18) on Ginza Line Exit 3, 7-min. walk from Inaricho Subway Sta.(G17) on Ginza Line Exit 3, 10-min. walk from Asakusa Subway Sta.(G19),(A18) on ToBu Isesaki Line/Ginza/Asakusa Line Exit 1/6
- ☑ 10:00-17:00
- ☒ Varies according to the store
- ☎ 03-3844-1225 (Tokyo Kappabashi Commercial Promotion Association)
- 🌐 <http://www.kappabashi.or.jp/>



## ASAHI BREWERIES, LTD.

アサヒビール C-4

This landmark is a building that resembles a beer glass with an adjacent big golden object. Inside the premises, good restaurants can be found.

- 3-min. walk from Asakusa Subway Sta.(G19) on Ginza Line, 5-min. walk from Asakusa/Honjoazumabashi Sta.(A18),(A19) on Asakusa Line
- ☑ Varies according to the restaurant
- ☒ Varies according to the restaurant
- 🌐 <http://www.asahibeer.co.jp/>
- \*The headquarters are not open to the public.



# Sumida·Ryogoku

— 墨田・両国 —

The new highlight, the TOKYO SKYTREE, has come to add spark to the old downtown atmosphere. This area is now gathering attention from all over the world.

For details on sightseeing bus routes, please refer to page 62.



**TOKYO SKYTREE®** 東京スカイツリー® **A-4**

Opening on May 22<sup>nd</sup> 2012 and boasting 634 meters in height, this new Tokyo landmark is the tallest tower in the world. A panoramic view of Tokyo can be seen from the 350-meter high first observation deck. At the 450-meter high second observation deck, there is a sky walkway surrounded with glass, where you can enjoy a magnificent view of the entire Kanto district.

- Short walk from TOKYO SKYTREE Station (formerly "Narihira-bashi Station") on the Tobu-Isesaki Line / Short walk from Oshiage Station (A20), (Z14), (K545) on the Tobu-Isesaki Line, the Toei Asakusa Line, the Toei Metro Hanzomon Line, or Keisei Oshiage Line.
- 8:00-22:00  Open all year  Adults - Observation Deck 1: ¥2,000, Observation Deck 2: ¥1,000  <http://www.tokyo-skytree.jp/>
- \* Reservation is mandatory for a period of about one month and a half after its inauguration.



**TOKYO Solamachi®** 東京ソラマチ® **A-4**

A commerce facility located around the bottom of TOKYO SKYTREE, opening on May 22<sup>nd</sup> 2012. There will be 310 shops offering everything from fashion products to general merchandise and food, along with a food court. While maintaining the virtues of a downtown area filled with tradition and culture, it provides all kinds of information and trends and lets you feel the excitement of a new downtown atmosphere.


- Short walk from TOKYO SKYTREE Station (formerly "Narihira-bashi Station") on the Tobu-Isesaki Line / Short walk from Oshiage Station (A20), (Z14), (K545) on the Tobu-Isesaki Line, Toei Asakusa Line, Toei Metro Hanzomon Line, or Keisei Oshiage Line
- Varies depending on the shop  Open all year  <http://www.tokyo-solamachi.jp/>



**Sumida Heritage Museum** すみだ郷土文化資料館 **A-3**

The history, culture, great people, and traditional performing arts of Sumida Ward along with materials concerning Sumida River and more are on display here. The georama of the Bokutei river bank during the Meiji era crowded with people viewing cherry blossoms, and the section introducing the people related to the area are among some of the main attractions. Special exhibitions are also held on occasion.

- 7-min. walk from TOKYO SKYTREE Station (formerly "Narihira-bashi Station") on the Tobu-Isesaki Line / 8-min. walk from Honjo-Azumabashi Station (A19) on the Toei Asakusa Line
- 9:00-17:00 (admission until 16:30)
- Mondays, 4th Tuesday of each month (or the following day when it falls on a national holiday), New Year's holidays
- Adults: ¥100; Junior high school students or younger: Free of charge
- 03-5619-7034 [http://www.city.sumida.lg.jp/sisetu\\_info/siryou/kyoudobunka/](http://www.city.sumida.lg.jp/sisetu_info/siryou/kyoudobunka/)



**Sumida Park** 隅田公園 **A-3**

A time-honored park opened to the public by Yoshimune Tokugawa so that common people could enjoy viewing cherry blossoms there. In spring, it is famous for its grand view of cherry trees in a line that spreads over 1 kilometer, and in summer, the Sumida River Fireworks Festival is held here. Sports can also be enjoyed on the grounds as there is a marathon course, athletic equipment, and more.

- 5-min. walk from Asakusa Station (G19) (A18) on the Tobu-Isesaki Line, Toei Asakusa Line, or Tokyo Metro Ginza Line
- Open 24 hours  Open all year  03-5608-6951 ("VISIT SUMIDA" Tourism Office)



**Kyu-Yasuda Garden** 旧安田庭園 **C-1**

It was originally established as the grounds for a residence of Lord Honjo of the Shimono Ashikaga clan in the year Genroku 4 (1691). It is a famous garden that is quintessential of the Daimyo gardens during the Tokugawa period. It was a stroll garden with the tides generated from the Sumida River when it was first constructed, but today, the tides are artificially induced to replicate the scenery of its early years.

- 5-min. walk from JR Ryogoku Station / 3-min. walk from Ryogoku Station (E12) on the Toei Oedo Line
- 9:00-16:30  New Year's holidays  03-5608-6951 ("VISIT SUMIDA" Tourism Office)



**Ryogoku Kokugikan** 両国国技館 **C-1**

Where grand tournaments of sumo, which is the national sport of Japan, are held. Even when there are no main tournaments, visitors can enjoy tours, stands within the premises, and more. The Sumo Museum, which collects and stores documents related to sumo, is also popular. In addition to fighting sport events, there are musical events and more.

- 2-min. walk from JR Ryogoku Station / 5-min. walk from Ryogoku Station (E12) on the Toei Oedo Line  10:00-16:30 (varies depending on the tournament)
- Saturdays, Sundays, and holidays (varies depending on the tournament)
- Free of charge (when there are no grand sumo tournaments)
- 03-3623-5111 (Nihon Sumo Kyokai) <http://www.sumo.or.jp/kokugikan/>



# Shibamata

— 柴又 —

Shibamata of Katsushika Ward is surrounded by a river and greenery. There are many chic attractions such as parks with homely taste, and temples and structures showing a long history.



## Shibamata Taishakuten Temple and the approach

Entering through the old wooden gate called Niten-mon, visitors will see attractive structures including the main hall and other structures enshrining Taishakuten. There is a garden with a waterfall offering the natural beauty in four seasons. The approach to Taishakuten is a popular attraction with a number of food shops such as Dangoya (dumpling shops) and Senbeiya (Japanese rice cracker shops) on both sides of the road.

- 5-min. walk from Shibamata Sta. on Keisei Line, 12-min. walk from Shin-Shibamata Sta. on Hokusai Line
- Varies depending on facilities
- Open 365 days
- Free of charge (Charged for the garden and Sculpture Gallery)
- 03-3657-2886
- <http://www.taishakuten.or.jp>



## Katsushika Shibamata Tora san Museum

This is a memorial hall for "Otokowa Tsuraiyo", the comic film series that was a big hit with Atsumi Kiyoshi starring under the directorship of Yamada Yoji. Exhibited are materials offering the world of Tora-san, including the studio set used in the movie, models and films, which visitors will be able to enjoy seeing.

- 8-min. walk from Shibamata Sta. on Keisei Line, 12-min. walk from Shin-Shibamata Sta. on Hokusai Line
- 9:00-17:00 (Admission until 30 min. before closing)
- 3rd Tuesday of the month (next working day if it falls on a national holiday or other holidays), 3rd Tuesday through 3rd Thursday of December
- Adult: ¥500; Child/pupil: ¥300; 65 years old and over: ¥400
- 03-3657-3455
- <http://www.katsushika-kanko.com/tora/>



## Katsushika-ku Yamamoto-tei

The house of Yamamoto Einosuke, a businessperson in the Taisho era, is publicly shown. There are many attractions including a warehouse, a tenement house with a gate that combines Western and Japanese styles of architecture, and a beautiful garden arranging a fountain pond and a small artificial hill. There is a corner with a tea shop, where visitors may take a rest after strolling at Shibamata.

- 8-min. walk from Shibamata Sta. on Keisei Line, 12-min. walk from Shin-Shibamata Sta. on Hokusai Line
- 9:00-17:00 (Admission until 30 min. before closing)
- 3rd Tuesday of the month (next working day if it falls on a national holiday or other holidays), 3rd Tuesday through 3rd Thursday of December
- Adult: ¥100; Junior high school students or below: Free of charge
- 03-3657-8577
- <http://www.katsushika-kanko.com/yamamoto/>



## Mizumoto Park

The park has a drainage basin (called "Koaidame") which has a long history. Visitors can enjoy seeing the forest park and aquatic plants like Japanese irises in a natural setup. The "Japanese Iris Festival" is held in June. Also popular is a bird sanctuary that was arranged in the waterfront in a natural environment.

- Take a bus from Kanamachi Sta. on JR or Keisei Line, and get off at Mizumoto Koen Sta. plus 5-min. walk
- Open 24 hours
- Open 365 days
- 03-3607-8321
- <http://www.kensetsu.metro.tokyo.jp/kouen/kouennanai/park/mizumoto.html>



## Yagiri no Watashi

This is one of the ferries established as ferries floating across Tonegawa River by the Tokugawa government in the early Edo era. The ferry is also well-known thanks to "Nogiku-no-Haka", a novel by Itho Sachio and "Yagiri-no-Watashi", a hit popular song. A ferryboat is available for visitors to ride.

- 15-min. walk from Shibamata Sta. on Keisei Line
- 10:00-16:00
- Operating days: Operated everyday for January 1 - mid-January and mid-March - November 30; Operated on Saturdays/Sundays/national holidays/some special days for December 1 - mid-March. Closed on Mondays in July and August (open on Marine Day, 3rd Monday of July) \*Out of service under rain/bad weather.
- One-way fee: ¥100 for adult, ¥50 for primary school child or below
- 047-363-9357
- <http://www.katsushika-kanko.com/katsumaru/area/shibamata03/index.html>



## Kanamachi Purification Plant

This is one of major water purification plants of the Tokyo Water Supply System. It takes in water from the Edogawa river and supplies water to midtown Tokyo. The water purification capacity of 1.5 million cubic meters is of the largest class in Japan. The plant is open to the public during the time of cherry blossoms, the week of the water system (early June) and on the Day of Metropolitan Citizens (October 1).

- 4-min. walk from Shibamata Sta. on Keisei Line, 15-min. walk from south exit of JR Kanamachi Sta.
- 03-5660-1161
- <http://www.waterworks.metro.tokyo.jp/>



# Ikebukuro

— 池袋 —

Sandwiching the major terminal station of Ikebukuro, the east side is crowded on Sunshine 60 Street, while the west side is a cultural zone. The Toden Arakawa Line also has a unique atmosphere.



## Jiyugakuen Myonichikan

自由学園 明日館 **C-1**

This structure is designated as an Important Cultural Property. Frank Lloyd Wright, who designed the Imperial Hotel, sympathized with the educational philosophy of Jiyugakuen and agreed to work on this building during the Taisho era.

- 5-min. walk from JR/Seibu Ikebukuro/Tobu Tojo/Subway Ikebukuro Sta.(Y09),(M25) on Yurakucho/Marunouchi Line West Exit, 7-min. walk from JR Mejiro Sta.
- 10:00-16:00. evening tours available on the 3rd Friday of each month (18:00-21:00) Tour on holiday once a month (10:00-17:00) Last admittance 30 minutes before closing time
- Mondays (or the following day when it falls on a national holiday), New Year's holidays
- Admission:¥400 / Tour and Coffee ¥600 03-3971-7535(Myonichikan office)
- <http://www.jiyu.jp>

\*Please check the open days in advance.



## Zoshigaya Kishimojindo

雑司が谷鬼子母神堂 **C-3**

The Goddess Kishimojin is said to bring luck for fertility and child bearing. The gingko trees on the premises have been designated as a Natural Monument by the Tokyo Metropolitan Government.

- 3-min. walk from Kishibojinmae Sta. on Toden Arakawa Line, 3-min. walk from Zoshigaya Sta. (F10) on Fukutoshin Line
- 7:00-17:00
- Open 365 days
- 03-3982-8347(Kishimojindo) <http://www.kishimojin.jp>



## Sunshine City

サンシャインシティ **B-4**

You can enjoy a 360-degree view of Tokyo from the observatory at a height of 251 meters from the ground. The shopping center has 120 stores, 60 restaurants and an aquarium, also offering various shows and events for entertainment.

- 8-min. walk from JR/Seibu Ikebukuro/Tobu Tojo/Subway Ikebukuro Sta.(Y09),(M25) on Yurakucho/Marunouchi Line East Exit, 3-min. walk from Higashi-Ikebukuro Subway Sta. (Y10) on Yurakucho Line Exit 6, 7, 4-min. walk from Higashi-Ikebukuro yonchome Sta. on Toden Arakawa Line
- Varies according to the facilities
- Sunshine 60 Observatory-Adult ¥620. Sunshine Aquarium-Adult ¥1,800
- 03-3989-3331(Sunshine City General Information) <http://www.sunshinacity.co.jp>



## Tokyo Metropolitan Art Space

東京芸術劇場 **B-1**

The cultural center offers various performances such as classical music, ballet and theatrical plays.

- 2-min. walk from JR/Seibu Ikebukuro/Tobu Tojo/Subway Ikebukuro Sta.(Y09),(M25) on Yurakucho/Marunouchi line West Exit (Connected from West Exit 2b of Yurakucho Line through B1F)
- 9:00-22:00 Irregular, New Year's holidays Varies according to the show
- 03-5391-2111
- <http://www.geigeki.jp/>

\*renovation from April 2011 to August 2012; scheduled to reopen in September 2012.



## TOYOTA AUTO SALON AMLUX TOKYO

トヨタ オートサロンアムラックス 東京 **B-3**

Displaying approximately 70 vehicles, the Toyota Showroom has everything you ever wanted to know about cars, and includes attractions and racing games. Rental for 60-minute test drives also possible.

- 7-min. walk from JR/Seibu Ikebukuro/Tobu Tojo/Subway Ikebukuro Sta.(Y09),(M25) on Yurakucho/Marunouchi Line East Exit, 5-min. walk from Higashi-Ikebukuro Subway Sta. (Y10) on Yurakucho Line
- 11:00-19:00 (1F/B1F-21:00)
- Mondays (following day when it falls on a national holiday), New Year's holidays
- Free of charge 03-5391-5900 <http://www.amlux.jp>



## Ikebukuro Entertainment Hall

池袋演芸場 **B-1**

Founded in 1951. You can enjoy Rakugo (comic storytelling performed by a storyteller using gestures).

- 4-min. walk from JR/Seibu Ikebukuro/Tobu Tojo/Subway Ikebukuro Sta.(Y09),(M25) on Yurakucho/Marunouchi Line
- Joseki (1-10 of the month) Nakaseki (11-20 of the month) Matinee 12:00 open, 12:30 start. Evening show 17:00 start
- Shimoseki (21-end of the month) Matinee 13:30 open, 14:00 start. Evening show 17:30 open, 18:00 start
- December 29-31 Varies according to the show
- 03-3971-4545 <http://www.ike-en.com/>





# Shinjuku

— 新宿 —

The west area is neatly lined up with skyscrapers. The east side is the most crowded one in Tokyo. The south area is scattered with new tourist spots. Shinjuku is a district of entertainment.

## Tokyo Tourist Information Center, TMG Building Headquarters



## Tokyo Metropolitan Government 東京都庁 C-1

One of Tokyo's landmarks with an observatory on the 45th floor. The Tokyo Tourist Information Center on the 1st floor of The Main Bldg. #1 offers a volunteer tour to the Tokyo Metropolitan Government Building (in English, Chinese and Korean).

- Short walk from Tochomae Subway Sta.(E28) on Oedo Line Exit A4, 10-min. walk from JR Shinjuku Sta. West Exit
- Year-end & New year season and inspection days of the T.M.G. Building. \*Please confirm details with the website below.
- 03-5321-1111 <http://www.metro.tokyo.jp/>



## Tokyo Tourist Information Center TMG Building Headquarters

9:30-18:30 Year-end & New year season and inspection days of the T.M.G. Building. 03-5321-3077 <http://www.tourism.metro.tokyo.jp/>

## Japanese Prefectural Tourism Promotion Center

9:30-18:30 Year-end & New year season and inspection days of the T.M.G. Building. 03-5321-0566

## Observatory at the Tokyo Metropolitan Government Building

9:30-23:00 (Admitted until 30min before closing)  
 Year-end and New Year holidays except for January 1 and inspection days of the T.M.G. building; the 1st and 3rd Tuesdays for South Observatory, and 2nd and 4th Mondays for North Observatory  
 Free of charge 03-5320-7890(Exclusive telephone at the Observatory, Japanese only.)

## Shinjuku Southern Terrace 新宿サザンテラス C-3

Consisting of a 350m-long promenade and the building complex of the "Odakyu Southern Tower," various shops are scattered along it.



- Short walk from JR Shinjuku Sta. Southern Terrace Exit or Odakyu Shinjuku Sta. South Exit
- Varies according to the facilities or the shop
- <http://www.southernterrace.jp/>

## Kabukicho 歌舞伎町 A-4

The major entertainment town in Shinjuku. There are many restaurants, theaters, movie theaters and game arcades.



- 3-min. walk from Seibu Shinjuku Sta., 5-min. walk from Shinjuku Subway Sta.(M08) on Marunouchi Line Exit B10-13, 8-min. walk from JR Shinjuku Sta. East Exit, 10-min. walk from Keio/Odakyu Shinjuku Sta.
- Varies according to the facilities/store
- \*The access times are based on Kabukicho Cinecity.

## Nishi Shinjuku Skyscrapers 西新宿高層ビル群 C-2

Numerous tall buildings housing the Metropolitan Government, corporate offices, restaurants and hotels.



- Short walk from Tochomae Subway Sta.(E28) on Oedo Line, 10-min. walk from JR Shinjuku Sta. West Exit
- Varies according to the facilities/store
- \*The access times are based on Tokyo Metropolitan Government

## Shinjuku Gyoen National Garden 新宿御苑 D-4

Originally created as a garden for the Royal Family in 1906, it is currently a national garden, harmonizing both European and Japanese styles.

- 5-min. walk from Shinjuku-gyoenmae Subway Sta.(M10) on Marunouchi Line, 5-min. walk from JR Sendagaya Sta., 5-min. walk from Shinjuku 3-chome Subway Sta.(S02) on Shinjuku Line, 5-min. walk from Kokuritsukyogijo Subway Sta.(E25) on Oedo Line, 10-min. walk from JR Shinjuku Sta. South Exit
- 9:00-16:00(Closes 16:30)
- Mondays (following day when it falls on a national holiday), December 29-January 3
- Adult ¥200, elementary/junior high school student ¥50
- 03-3350-0151 <http://www.env.go.jp/garden/shinjukugyoen/>



## Electric Street 電気街 C-2

Numerous major electrical outlets are gathered near the station, such as "Yamada Denki", "Bic Camera", and "Yodobashi Camera", which are stores dedicated to PCs and home appliances.



- Walk from JR/Odakyu/Keio/Subway Shinjuku Sta.(M08),(S01),(E01, 27) on Marunouchi/ Shinjuku/Oedo Line, or from Seibu Shinjuku Sta. on Seibu Shinjuku Line
- Varies according to the store

# The Eastern Tama Area

— 多摩 東部 —

The Tama area situated to the west and just outside Tokyo's 23 wards is full of attractions such as hiking trails and historical temples.



## Noyamakita /Rokudouyama Park 都立野山北六道山公園 A-2

The biggest urban park in Tokyo located at the west end of Sayama Hill. The view harmonizing both nature and human life is lovely.

- ☑ Satoyama Minka (Preservation of village houses): 40-min. bus ride from JR Tachikawa Sta. Get off at Kishi, then 10-min. walk; 10-min. bus ride from JR Hakonegasaki Sta. Get off at Kishi, then 10-min. walk
- ☎ 042-531-2325
- 🌐 <http://www.sayamaparks.com/> (J|E)

## Takahata Fudosen Temple 高幡不動尊 C-2

The precincts of the temple of the Shingon School of Buddhism are scattered with cultural properties such as the Fudo-do, the Niomon Gate, the Gojunoto Tower, the monument of Shinsengumi and the statue of Vice-Captain Hijikata Toshizo.

- ☑ 3-min. walk from Keio Takahatafudo Sta. or take ToyoKu Tama Intercity Monorail from JR Tachikawa Sta. Get off at Takahata-fudo Sta., then, 5-min. walk
- ☑ The precincts open 24 hours
- ☒ Open 365 days
- ☎ 042-591-0032
- 🌐 <http://www.takahatafudosen.or.jp/> (J)

## Jindaiji Temple 深大寺 C-4

The grounds are scattered with the distinguished Hondo, Shaka-do and the Bonshobell. In the vicinity, there are restaurants making original Jindaiji soba noodles.

- ☑ 10-min. bus ride from Keio Chofu/Tsutsujigaoka Sta., 20-min. bus ride from JR Mitaka/Kichijoji Sta.
- ☑ 9:00-17:00
- ☒ Open 365 days
- ☎ 042-486-5511
- 🌐 <http://www.jindaiji.or.jp/> (J)

## Ookunitamajin Shrine 大國魂神社 C-3

One of the oldest shrines in Tokyo built in honor of the Grand God of Okunitama, the guardian of Japan.

- ☑ 3-min. walk from Keio Fuchu Sta., JR Fuchuhonmachi Sta.
- ☑ 6:00-18:00 (6:30-17:00 October-March)
- ☒ Open 365 days
- ¥ Worship fee ¥200
- ☎ 042-362-2130
- 🌐 <http://www.ookunitamajin.or.jp/> (J)

## Otaka's Path/Masugata Pond Springs お鷹の道・真姿の池湧水群 B-3

A path along a lot of water spring sites. It used to be a falconry area during the Edo era (1603-1867), and was named at the time Otaka's Path. There the flowers of calla bloom and fireflies are being bred.

- ☑ 15-min. walk from JR Nishikokubunji Sta. South Exit, 20-min. walk from JR Kokubunji South Exit
- ☎ 042-325-0111 (Kokubunji-shi Tourist Association)

## Yakushiike Park 薬師池公園 D-3

A quiet Japanese park with the Yakushiike pond at the center. Each season brings different flower blossoms such as plums, cherries and camellias.

- ☑ 20-min. bus ride from JR/Odakyu Machida Sta.
- ☑ 6:00-18:00 (~19:00 June-August)
- ☒ Open 365 days
- ☎ 042-793-7611 (Parks and Greens Division of Machida City)



# The Western Tama Area

— 多摩 西部 —

The mountainous Western Tama area is full of nature providing seasonal colors within Tokyo. The air is deliciously refreshing.



## Mt. Mitake

※1 ※2  
御岳山 B-3

Mt. Mitake is full of wild plants and birds, and the false anemones grow gregariously in the summer. The altitude is 929m. You can also enjoy hiking or night views.

- 10-min. bus ride from JR Mitake Sta., then 6-min. cable car ride from Takimoto Sta. on Mitake Tozan Railways.
- 0428-78-9363 (Mitake Visitor Center) <http://www2.ocn.ne.jp/~mitakevc/> (J)
- \*1: One place each at Mitake-san Fureai Center (available for visitors of the center only), Mitake-daira and Maruyama-enchi.
- \*2: One-car space at Takimoto Sta.



## Okutamako Lake

奥多摩湖 B-1

This artificial lake was created with the construction of the Ogouchi Dam. The seasonal views from the Ogouchi Dam Observatory are popular.

- 15-min. bus ride from JR Okutama Sta.
- 0428-86-2211 (Dam Maintenance Office)
- <http://www.waterworks.metro.tokyo.jp> (J)



## Akigawa Valley

秋川渓谷 C-3

This valley offers a rugged view. Barbecue facilities are available.

- Walk or bus from JR Musashiitsukaichi Sta. (time varies depending on the destination)
- 042-558-1111 (Commerce and Sightseeing Section, Akiruno City Office), 042-596-0514 (Itsukaichi Travel Information Center)



## Nippara Limestone Cave

白原鍾乳洞 A-2

The biggest limestone cave in the Kanto region. The 40-minute cave tour is popular.

- 35-min. bus ride from JR Okutama Sta.
- 8:30-16:30 (December-March), 8:00-17:00 (April-November)
- Open 365 days Adult ¥600
- 0428-83-8491 <http://www.nippara.com/> (J)



## The Hot Spring Tama

多摩の温泉

The Tama area is scattered with hot springs (onsen) and related facilities can be reached on a one-day trip from Tokyo.

- Hinode Mitsuzawa Tsuru-tsuru Onsen
  - 20-min. on Blue Locomotive Bus from JR Musashiitsukaichi Sta.
  - 10:00-20:00 (Last admittance 19:00)
  - Tuesdays (or the following day when it falls on a national holiday) \*Irregularly closed.
  - Adult ¥800 (3 hours) 042-597-1126 <http://www.gws.ne.jp/home/onsen/> (J)



Hinode Mitsuzawa Tsuru-tsuru Onsen

- Hinohara Village Onsen Kazumanoyu
  - 1h by Nishitokyo Bus bound for Kazuma from JR Musashiitsukaichi Sta. Get off at Onsen Center
  - Weekdays: 10:00-20:00, Saturdays/Sundays/Holidays: 10:00-21:00
  - Mondays (or the following day when it falls on a national holiday) \*Irregularly closed.
  - Adult ¥800 042-598-6789 <http://www.kazumanoyu.com/> (J)

- Okutama Onsen Moeginoyu
  - 10-min. walk from JR Okutama Sta. on Ome Line
  - 9:30-20:00 (last admittance by 19:00) April to June, October and November; 9:30-21:30 (last admittance by 20:30) July to September; 9:30-19:00 (last admittance by 18:00) December to March
  - Mondays (or the following day when it falls on a national holiday)
  - Adult ¥750 0428-82-7770 <http://www.okutama.co.jp/> (J)

- Hot spring "Seoto-no-Yu" at Akigawa Valley
  - 17-min. ride on bus from Musashi Itsukaichi Sta. on JR Line 10:00-22:00 (admittance by 21:00)
  - 2nd Wednesday of March, June, September, and December
  - Adult ¥800 (3 hours) 042-595-2614 <http://www.seotonoyu.jp/> (J)

\*For other hot spring facilities, call Ohtama Tourist Association 0428-22-3525 (weekdays 9:00-17:00)

## Meijinomori-Takao Quasi-National Park

明治の森高尾国定公園 D-4

Mt. Takao, located in the center of the park, provides the Takao Natural Trail, where you can enjoy the beauty of nature.

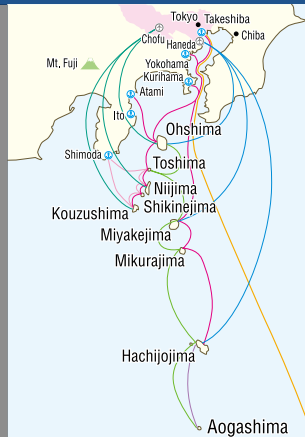
- Get off at Takaosanguchi Sta. on Keio Takao Line. Take Takao Tozan Cable Car to Takaosan Sta. or the Lift to Sanjo Sta. Then 40-min. walk to the mountaintop.
- 042-664-7872 (Takao Visitor Center)
- <http://www2.ocn.ne.jp/~takao-vc/> (J)



# Tokyo Islands

— 島しょ地域 —

The islands accessible from the Kanto region by boat or airplane are full of unspoiled nature and local charm.



## Tokyo Islands 島しょ地域

**<Air>**  
**ANA**  
 ☎ 0570 029-222  
<http://www.air-nippon.co.jp/> (J)

**New Central Air Service**  
 TEL.0422-31-4191  
<http://www.central-air.co.jp/> (J)

**<Helicopters>**  
**Toho Air Service**  
 TEL.04996-2-5200  
<http://www.tohoair.co.jp/> (J)

**<Sea>**  
**Tokai Kisen**  
 TEL.03-5472-9999  
<http://www.tokaikisen.co.jp/> (J)(E)

**Shinshin Kisen**  
 TEL.0558-22-2626

**Ogasawara Kaiun**  
 TEL.03-3451-5171  
<http://www.ogasawarakaiun.co.jp/> (J)

**Izu Shoto Kaihatsu**  
 TEL.03-3455-3090

\*The time required for access to each island is shown.  
 Please note that the shown times may vary depending on the season and weather.  
 For details on times, please contact the transportation companies listed above.

## Izu Islands

The generic name for the islands, belonging to the Tokyo Metropolis adopted since the Meiji era, covers 7 Izu islands as well as the small islands scattered in the south of Sagami Bay such as Aogashima and Torishima. Some of them have hot springs because they are located in Mt. Fuji's volcanic belt.

From Tokyo to:	Ohshima	120 km
	Toshima	147 km
	Niijima	163 km
	Shikinejima	171 km
	Kouzushima	188 km
	Miyakejima	186 km
	Mikurajima	208 km
	Hachiojima	297 km
	Aogashima	357 km
	Chichijima	1,000 km
	Hahajima	1,050 km

Nishinoshima

Chichijima

Hahajima

## <Information on the Island Region>

**TOKYO ISLANDS.COM**

☎ <http://www.tokyo-islands.com/> (J)

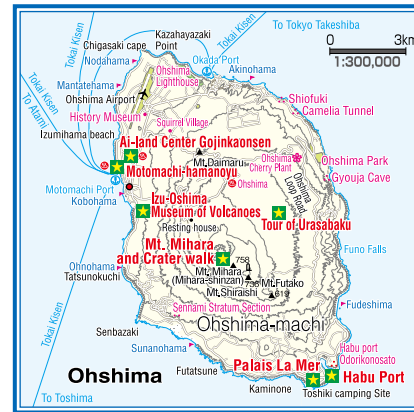
**Tokyo Islands Tourist Federation**

☎ 03-3436-6955

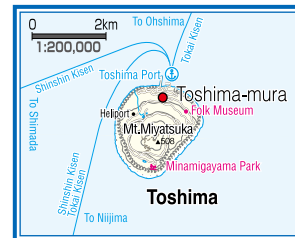
## Ogasawara Islands

The islands located in the south of Tokyo, consisting of Chichijima, Hahajima, Mukojima and Iwo Islands belong entirely to the Tokyo Metropolis. They were allegedly discovered by Sadayori Ogasawara in 1593.

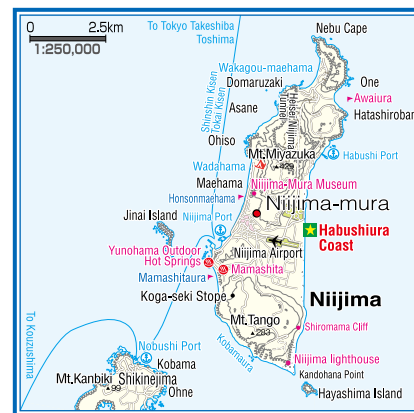
# Izu Islands Ohshima, Toshima, Niijima, Shikinejima



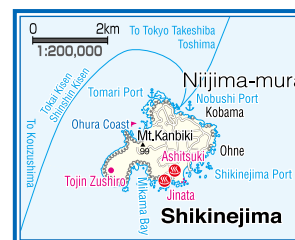
**Ohshima 大島**  
 The largest of Izu islands is a well-known tourist spot with Mt. Mihara as its major attraction. The island's camellia oil, a local product, and hot springs are also famous.  
 Ohshima Tourist Association ☎ 04992-2-2177  
<http://www.izu-oshima.or.jp/> (J)  
 ☰ 1 hr 45-min. Jetfoil trip or 8 hr boat ride (overnight) from Takeshiba Pier  
 ☰ 35-min. flight from Haneda Airport, 30-min. flight from Chofu Airport



**Toshima 利島**  
 A small camellia island between Ohshima Island and Niijima Island. You can enjoy hiking, fishing, abundant seafood and wild mountain vegetables here.  
 Toshima Village Municipal Office  
 ☎ 04992-9-0011  
<http://www.toshimamura.org/> (J)  
 ☰ 2 hr 20-min. Jetfoil trip or 9 hr 30-min boat ride from Takeshiba Pier



**Niijima 新島**  
 The beautiful white beach and the surf swells are tourist attractions. The hot springs in the open air with an ocean view are also popular.  
 Niijima Tourist Association ☎ 04992-5-0001  
<http://www.kanko-kyokai-niijima.net/> (J)  
 ☰ 2 hr 20-min. Jetfoil trip or 10 hr 40-min. boat ride (overnight) from Takeshiba Pier, 35-min. flight from Chofu Airport



**Shikinejima 式根島**  
 The jagged coastline and rather flat plateau are characteristics of the island. You can enjoy hot springs and hiking, not to mention marine leisure activities.  
 Shikinejima Tourist Association  
 ☎ 04992-7-0170  
<http://www10.ocn.ne.jp/~shikikyoku/> (J)  
 ☰ 2 hr 45-min. Jetfoil trip or 11 hr boat ride (overnight) from Takeshiba Pier, 35-min. flight from Chofu Airport to Niijima, then a 10-min. shuttle boat



